











Gearbox Selection Reference Table*

Innovative And Advanced Solutions To Maximize Customer Value

Gearbox Selection Reference Table											
Product Line Series	TB	TBR	TD	TDR		TE	TER	TF	TCB	TCBR	TCE
Backlash Range (for single stage)	≤5	≤6	≤5	≤6		≤5	≤6	≤5	≤8	≤8	≤5
Lowest Backlash Available (for single stage)	≤1	≤2	≤1	≤2		≤3	≤4	≤1	≤3	≤4	≤3
Frame Size	042/060/090/ 115/142/180/ 220 (available for customization for beyond 220)	042/060/090/ 115/142/180/	064/090/ 110/140/ 200/255	064/090 / 110/140 /200		050 / 070 / 090 / 120/155/205 /235	070 / 090 / 120/155/205	060 /075/100 /140 /180	042/060/090/120/ 140/180	042/060/090/120	070/090/120/155
Double Stage Available	Yes	Yes	Yes	Yes		Yes	Yes	Yes	Yes	Yes	Yes
All Gearing Helical	Yes	Helical & Spiral Bevel	Yes	Helical & Spiral Bevel		Yes	Helical & Spiral Bevel	Yes	Yes	Yes	Yes
Bearing Load Capacity Rating	High	High	High	High		High	High	Very High	High	High	High
Lubricated for Life	Yes	Yes	Yes	Yes		Yes	Yes	Yes	Yes	Yes	Yes
Efficiency (for one stage)	≥97%	≥95%	≥97%	≥95%		≥97%	≥95%	≥97%	≥97%	≥95%	≥97%
One-piece Ring Gear & Housing	Yes	Yes	Yes	Yes		Yes	Yes	Yes	Yes	Yes	Yes
Housing Material	Steel	Steel	Steel	Steel		Steel	Steel	Steel	Steel	Steel	Steel
Housing Nickel Plating	Yes	Yes	Yes	Yes		Yes	Yes	Yes	No	No	No
One-piece Output Shaft & Planet Carrier	Yes	Yes	Yes	Yes		Yes	Yes	Yes	Yes	Yes	Yes
One-piece Sun Gear and Input Collet	Yes	Yes	Yes	Yes		Yes	Yes	Yes	No	No	No
Customized Flange for Motor Installation	Yes	Yes	Yes	Yes		Yes	Yes	Yes	Yes	Yes	Yes
Page Range	05-18	19-30	31-42	43-52		53-66	67-76	77-86	87-98	99-106	107-114

*All technical specifications in this brochure were correct at the time of printing. They are subject to change without notice as part of our continuous improvement initiative.